


BEDDING



BEDDING



Quilted throw bedspread

BEDDING



Capped coverlet

BEDDING



4 oz. fill bed blanket with mitered flange

BEDDING



Unlined bed blanket with square corners

BEDDING



Duvet

BEDDING



Pillowcased

BEDDING



Bound Hem

BED SCARVES



Unlined

BED SCARVES




Coordinating lining with reverse hem

BED SCARVES




Self lined with mock flange

BED SCARVES



Bound hem

BED SCARVES




Pillowcased and tufted

BED SCARVES



Self lined with mitered flange

BED SKIRTS



Double inverted pleat

BED SKIRTS



2-pleated tailored (no side pleat)

BED SKIRTS



Quilted

BED SKIRTS




Capped

BED SKIRTS



Tailored

BED SKIRTS



Box Spring Cover

BED SKIRTS



Hugger

BEDSPREADS

Standard fill: 7 oz bonded polyester (4 oz, 8 oz & 10 oz fills also available)

Standard drop: 21"

Standard pillow tuck: 16"

Standard backing: White 70% Polyester/30% Cotton seamless washable sheeting. Ivory also available. Polyester colored lining also available.

Standard quilting: Onion, Box or Diamond. Natural color quilting thread. Color match available – call for quote.

Styles available: Throw, Cap, and other standard styles.

STANDARD BEDSPREAD SIZES

Description	Mattress x Drop
Twin Long Boy	39" W X 80" L X 21" D
Full Extra Long	54" W X 80" L X 21" D
Queen	60" W X 80" L X 21" D
King	76" W X 80" L X 21" D
Cal King	72" W X 84" L X 21" D

**Maximum total finished length is 118" (with 7 oz fill). Cal Kings will have approximately 13" pillow tuck. Recommend adding a Reverse Sham.

STANDARD COVERLET SIZES

Description	Mattress x Drop
Twin Long Boy	39" W X 80" L X 13" D
Full Extra Long	54" W X 80" L X 13" D
Queen	60" W X 80" L X 13" D
King	76" W X 80" L X 13" D
Cal King	72" W X 84" L X 13" D

BED BLANKETS

Available lined or unlined. Lined bed blanket available quilted or unquilted.

Standard fill (lined bed blanket): 4 oz bonded polyester, 7 oz fill also available

Standard drop: 16"

No pillow tuck

Edge Details: Pillowcased, Bound Hem, Mitered, Flanged

DUVET COVERS

Standard Closure: Envelope (Velcro, Zipper or Button also available)

Edge Detail: Pillowcased

Cover has snaps in each corner, insert has loops in each corner to secure both pieces

Available with or without insert

Insert: Two weights available – 4 oz & 7 oz, quilted w/ 9" box

BED SCARVES

Available lined or unlined

Specify Size

Edge Details: Pillowcased, Bound Hem, Mitered, Flanged

BED SKIRTS

Available lined or unlined

All styles include 4" inset banding

Non-slip polyester lining used for platform

Standard drop: 14"


Styles available: Tailored, Capped, Inverted Pleat, Quilted, Box Spring Cover

Optional hugger available on all styles

DRAPERY



DRAPERIES



Pinch pleat

DRAPERIES



Bordered

DRAPERIES




Grommet

DRAPERIES



Cubicle

DRAPERIES



Ripplefold

DRAPERIES



Shower curtain

DRAPERIES




Stationary side panel

TOP TREATMENTS



T-1 cornice

DRAPERIES



Sheer with blackout

TOP TREATMENTS



Tailored valance

DRAPERY

Draperies are manufactured to customer specifications with tolerances of +/- 1/2" in length & 1" in width.
Draperies available in center open, one way or stationary
Styles available: Pinch Pleat, Ripplefold, Grommet

****DRY CLEAN ONLY RECOMMENDED****

DRAPERY HARDWARE

Hardware styles available: baton draw, cord draw, stationary, ripplefold, cubicle track

SHOWER CURTAINS

Standard size: 72" W X 72" L (Custom sizes also available)
12 metal grommets at heading (button holes also available)

CUBICLE CURTAINS

24" white mesh top with metal grommets at heading (finishes at 21")
Double stitched size & bottom hems

CORNICE BOARDS

White lining covers inside & top
Self Welt on top & bottom
Standard Style: Straight (T-1). Shaped cornices also available
Options: Banding, contrast welt, trim

TAILORED VALANCE

1 3/4 :1 Fullness
Lined with Thrifty FR White
Also available in 3:1 fullness (Box Pleat)
Options: Banding, trim, board mounted with Velcro to apply to face of board

ROMAN SHADES

Styles available: Flat & Hobbled (2 1/2:1 Fullness)
3 Pass Lined
Continuous lift cord system
Outside mount
Max Width 60"; Length to 76"

MEASURE & INSTALL

Fabricut Contract has measure & installation service available in order to provide a complete, turn-key project



PILLOWS

PILLOWS



Rectangle

PILLOWS



Bolster

PILLOWS



Throw with knife edge

PILLOWS



Flanged

PILLOWS



Corded

PILLOW SHAMS



Flanged

PILLOW SHAMS



Pillow case

PILLOW SHAMS



Corded

